

**JET™ Series Tube Heaters**

**JET™ Heater Burner Boxes (Single-Stage)**

Item Number	Model Number	Description	Fuel Type
F102080-CT	JET20NG	JET 80,000 BTU/HR	Natural Gas
F102085-CT	JET20LP	JET 80,000 BTU/HR	Liquid Propane
F102090-CT	JET25NG	JET 100,000 BTU/HR	Natural Gas
F102095-CT	JET25LP	JET 100,000 BTU/HR	Liquid Propane

**JET™ Tube Sets (Includes Tubes, Reflectors, Hangers, Couplers, Tube Vent Cap, Drip Line, Flex Gas Supply Line, Gas Shut-Off Valve, Gas Nipple, Chains and Turbulator)**

Item Number	Model Number	Description	Fuel Type
F106020	JET20TB	20 ft. (6.10 m) Tube Set, 3-3.5 in. (76-89 mm) Diameter	
F106025	JET25TB	25 ft. (7.62 m) Tube Set, 3.5-4 in. (89-102 mm) Diameter	

**JET™ Accessories (Custom LP/NG gas hoses and water hoses available.)**

**JET™ Specifications**

Electrical – 120 volt-60 Hz; Starting Current – 5.0 amps; Running Current – 1.0 amps

Combustion Chamber / Heat Exchanger

JET 25: 3.5 in. (89 mm) aluminized 16 gauge (1.3 mm) first 10 ft. (3.05 m) – 4 in. (102 mm) hot rolled steel 16 gauge (1.3 mm) last 15 ft. (4.57 m)

JET 20: 3 in. (76 mm) aluminized 16 gauge (1.3 mm) first 10 ft. (3.05 m) – 3.5 in. (89 mm) hot rolled steel 16 gauge (1.3 mm) last 10 ft. (3.05 m)

Flue Connection – Vent Cap (supplied)

**COMFORTER® Series Tube Heaters**

**COMFORTER® Heater Burner Boxes (Single-Stage)**

Item Number	Model Number	BTU/HR	Fuel Type
F102654-CT	Comforter® 100 NG	100,000	Natural Gas
F102655-CT	Comforter® 100 LP	100,000	Liquid Propane
F102656-CT	Comforter® 125 NG	125,000	Natural Gas
F102657-CT	Comforter® 125 LP	125,000	Liquid Propane
F102658-CT	Comforter® 150 NG	150,000	Natural
F102659-CT	Comforter® 150 LP	150,000	Liquid Propane

Special Order Available:

BTU sizes 40K, 60K and 80K (10,086; 15,129 and 20,173 kcal); Two-Stage Burners or Hot Surface Ignition

**COMFORTER® Tube Sets (Includes Tubes, Reflectors, Hangers, Couplers, Tube Vent Cap, Drip Line, Gas Hose, Gas Shut-Off Valve, Gas Nipple, and Turbulator)**

Item Number	Use with Burner Box Model Numbers	Length	Mounting Clearance to Ceiling	Typical Mounting Height	Shipping Weight
F106401-CT	Comforter® 100	30-ft. (9.14-m) Tube Set	12 in. (305 mm)	10-15 ft. (3.05-4.57 m)	130 lb. (59 kg)
F106406-CT	Comforter® 125 or 100	40-ft. (12.19-m) Tube Set	12 in. (305 mm)	12-19 ft. (3.66-5.79 m)	150 lb. (68 kg)
F106407-CT	Comforter® 150	50-ft. (15.24-m) Tube Set	12 in. (305 mm)	12-19 ft. (3.66-5.79 m)	175 lb. (79.4 kg)

Special Order Available: Tube Sets in 10 ft., 20 ft. and 60 ft. (3.05, 6.10 and 18.29 m)

**COMFORTER® Accessories (Custom LP/NG gas hoses and water hoses available.)**

**COMFORTER® Specifications**

Starting Current – 5.0 amps; Running Current – 1.0 amps; **Custom Order – 230 Volt-60Hz/50Hz**

Combustion Chamber / Heat Exchanger

First Tube – 4 in. (102 mm) aluminized steel tubing, 16 gauge (1.3 mm)

Remaining Tube – 4 in. (102 mm) hot rolled steel, 16 gauge (1.3 mm)

Flue Connection – 4 in. (102 mm) O.D.



**Accessories for JET™ & COMFORTER® Series**

Item Number	Description
F106414	Converts All Units to U-Tube Configuration
F111756	Air Intake Kit Includes Mini-Vent Cap, Vertical Support Pipe, Flex Tube, Two 4 in. (102 mm) Worm Gear Clamps

**Gas Regulators, Hoses, and Fittings**

Item Number	Description
11679	800,000 BTU, TOP MOUNT, OUTDOOR REGULATOR - 1/2" FNPT x 3/4" FNPT - SET TO 11" WC
11682	1,800,000 BTU, BACK MOUNT, OUTDOOR REGULATOR - 3/4" FNPT x 1" FNPT - SET TO 11" WC
11683	800,000 BTU, TOP MOUNT, OUTDOOR REGULATOR - 3/4" FNPT x 3/4" FNPT - SET TO 11" WC
11684	100,000 BTU, BACK MOUNT, INDOOR REGULATOR - 1/2" FNPT x 1/2" FNPT - SET TO 11" WC
11685	1,300,000 BTU, TOP MOUNT, OUTDOOR REGULATOR - 3/4" FNPT x 3/4" FNPT - SET TO 11" WC
11689	500,000 BTU, BACK MOUNT, OUTDOOR REGULATOR - 1/2" FNPT x 1/2" FNPT - SET TO 11" WC
11692	325,000 BTU, BACK MOUNT 325-5-44-0053 INDOOR REGULATOR, - SET TO 11" WC
F173864	100,000 BTU, 325-3 INDOOR REGULATOR KIT - 1/2" FNPT X 1/2" FNPT, w/FILTER
F173865	325,000 BTU, 325-5 INDOOR REGULATOR KIT - 1/2" FNPT X 1/2" FNPT, w/FILTER
964010-48	3/4" x 4' TRUZERO RUBBER HOSE w/3/4" MNPT x 3/4" JIC SWIVEL+MNPT ADAPTER
73590	3/8"ID, x 10', RHA-6 ASSY, 1/2" MNPT x 1/2" MNPT

**Specifications for JET™ & COMFORTER® Series**

Gas Connection – 1/2 in. (12.7 mm) NPT

Burner – Direct spark ignition electronic safety circuitry

Gas Supply – Natural Gas Min 4.6 in. WC; Max 14 in. WC; LP Gas Min 11 in. WC; Max 14 in. WC

Warranty – Limited 2-year warranty on all tubes; Limited 1-year warranty on burner boxes and other components

**NOTICE: Always check local codes for permitted use. See owner's manual for proper installation and operation.**



# Radiant Tube Heaters

**Infrared Heat for Greater Energy Efficiency and Superior Poultry Feed Conversion Ratios**



**Building Radiant Heaters Since 1957**



**More Heat Where You Want It**

Radiant Tube Heaters from Chore-Time® and Heatstar AG® deliver low-intensity, gentle heat directly toward floor-level objects. These objects, in turn, heat the surrounding air. The tube heaters can be installed high above the floor, where they reflect heat to a large area, reducing cold spots and inconsistent heating.

# JET™ Series Radiant Tube Heaters

JET™ Radiant Tube Heaters provide superior heating efficiency, improved bird performance and operational advantages. The JET25™ Model covers 25-60% more floor area directly below the heaters than 10' and 20' competitive models\*. Additionally, the JET25™ Heater burns at 100,000 BTUs, delivering 25% more output per heater than competitive units burning at 80,000 BTUs.

The result – fewer heaters are needed to heat the same area. And, when fewer heaters are used, other costs also go down. Additionally, whether you choose the JET25™ or the JET20™ Heater, workers can perform in-house maintenance with the side door open, even while the burner is running.

- Heat is transferred efficiently and evenly to the floor, requiring fewer heaters and fewer BTUs per square foot (square meter).
- Aluminized tubing used in the first 10 feet (3.05 meters) of each heater resists corrosion.
- JET™ Heaters dry floor shavings and reduce hot and cold spots.
- Burner is 100% factory-tested.
- Gasket-lined burner box keeps out dust.
- Easy-access hinged panel simplifies maintenance.
- Power and gas operation lights are on the burner box for easy visibility.
- Connects easily to control systems such as Chore-Time's CHORE-TRONICS® 3 Controller.

\*Based on Heatstar AG® case study, results may vary depending on house conditions.

## Unique JET™ Flame

JET™ Heaters use a burner with a 10 foot (3.05 meter) jet-like flame combined with a unique 25 foot (7.62 meter) or 20 foot (6.10 meter) tube system to provide strong, even heat across the poultry house floor.



With the power of the JET™ Flame, poultry operations may be able to install fewer BTUs per square foot (or meter).

## Rapid, Even Heat Transfer


JET™ Series Tube Sets feature a straight-line system with two diameters of tubes that use positive pressure to move and radiate heat evenly along the full length. Warm air is expelled from the end of the tube to fill in the gap between heaters.



Heater	Tube Length	Tube Diameters	
JET25™	25 feet (7.62 m)	3.5 in (89 mm)	4.0 in (102 mm)
JET20™	20 feet (6.10 m)	3.0 in (76 mm)	3.5 in (89 mm)

## 8-Angle Aluminum Reflector

The aluminum reflector on JET™ Heaters forms a stepped arc using eight different angles to reflect heat from the top of the tube and direct it down to the floor in a wide pattern. A single set of JET™ Heaters installed down the middle of a house can heat up to 50 feet (15.24 meters) in width.



Eight angles in the reflector direct heat up to 50 feet (15.24 meters) in width.

## Smaller Cold Spots

With traditional 40 foot (12.19 meter) and 50 foot (15.24 meter) tube heaters, floor temperatures decline rapidly along the tube length, producing arrowhead-shaped floor heat patterns. The result is hot spots near the burner and large cold spots flanking the last tube sections and the gaps between heaters. Chore-Time® and Heatstar AG® solved this limitation with the exclusive design of the JET™ Series Heaters.

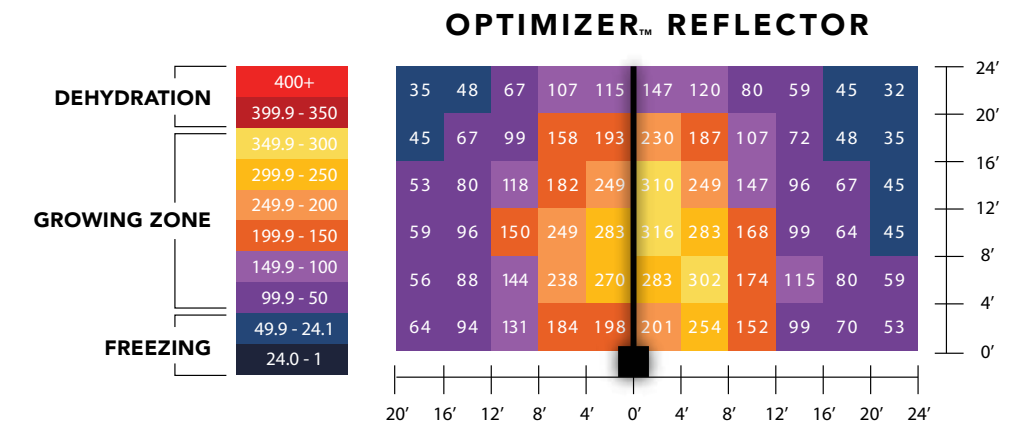
## Moving Up the Charts

JET™ Series Heaters have been shown to improve both feed efficiency and bird performance. When changing from a 40 or 50 foot (12.19 or 15.24 meter) traditional tube heater to a JET25™ Tube Heater, some customers improved their feed conversion ratios with the potential to increase their contract bonus payments.



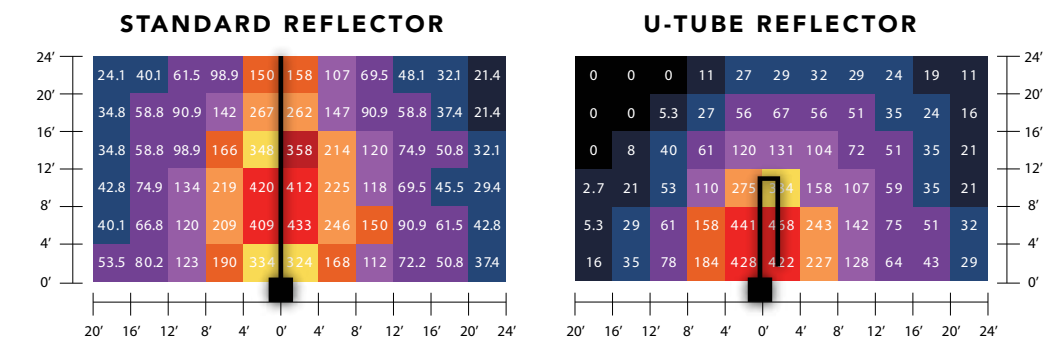
## Title

JET™ Series Heaters have been shown to improve Lorem ipsum dolor sit amet, consectetur adipiscing elit, sed diam nonummy nibh euismod tincidunt ut laoreet dolore magna aliquam erat



## Title

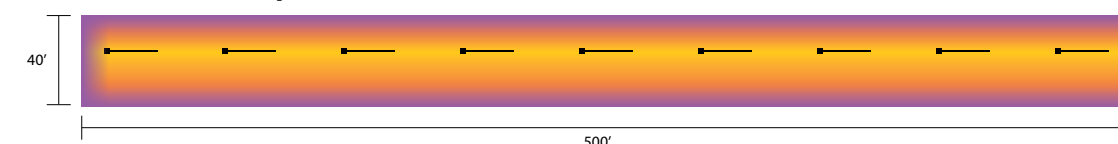
JET™ Series Heaters have been shown to improve Lorem ipsum dolor sit amet, consectetur adipiscing elit, sed diam nonummy nibh euismod tincidunt ut laoreet dolore magna aliquam erat



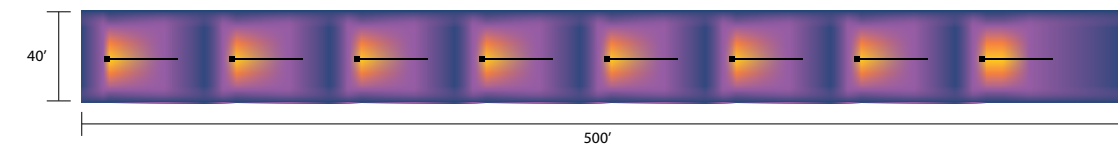
## Title

JET™ Series Heaters have been shown to improve Lorem ipsum dolor sit amet, consectetur adipiscing elit, sed diam nonummy nibh euismod tincidunt ut laoreet dolore magna aliquam erat volutpat. Ut wisi enim ad minim veniam, quis nostrud exerci tation ullamcorper suscipit lobortis nisl ut aliquip ex ea commodo consequat. Duis autem vel

## JET25™ with Optimizer™ reflector



## 40' Tube with standard reflector



## 10' u-tube

